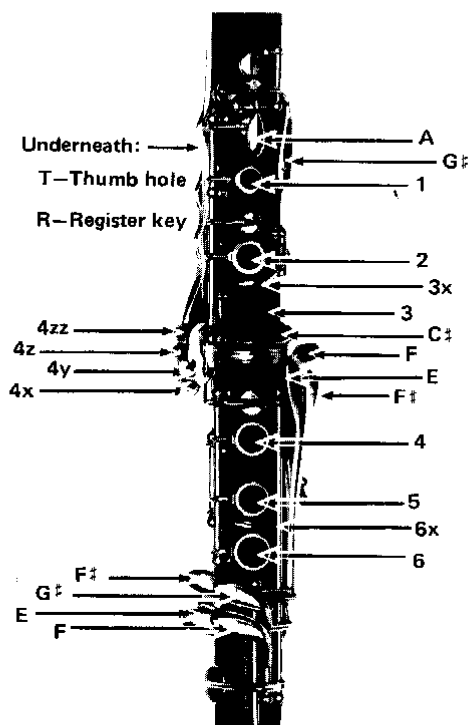


Clarinet Fingering Chart

x, y, z, zz—indicate keys operated by one of the fingers normally covering a hole. When they are used the hole is left open.

A, G-sharp operated by 1st finger; T-thumb hole and R—Register key by left thumb; E, F, F-sharp and G-sharp by little fingers.

()—Parenthesis indicate that the use of that key or hole is optional in that fingering, depending on intonation and resonance on a particular instrument.



		Left Hand	Right Hand
E		1. T 123 E	456
F		2. T 123 3. T 123 F	456 F 456
F#		4. T 123 F# 5. T 123	456 456 F#
G		T 123	456
G#		T 123	456 G#
A		T 123	450
A#		T 123	400

		Left Hand	Right Hand
B		10. T 123 11. T 123	050 406x
C		12. T 123	000
C#		13. T 123 C#	000
D		14. T 120	000
D#		15. T 120 16. T 123x 17. T 100 18. T 100 19. *T 103	4x00 000 400 050 000
E		20. T 100	000
F		21. T 000	000





*7 ring model only.

		Left Hand	Right Hand
F#		22. 23. 100 T 000	000 4xy 00
G		24. 000	000
G#		25. G# 00	000
A		26. A 00	000
A#		27. R A00 28. A00	000 4z00
B		29. TR 123 E 30. TR 123 31. A00 32. R A00	456 456 E 4zz00 4z00
C		33. TR 123 34. TR 123 F 35. R A00	456 F 456 4zz00
C#		36. TR 123 F# 37. TR 123	456 456 F#
D		38. TR 123	456
D#		39. TR 123	456 G#
E		40. TR 123	450
F		41. TR 123	400
F#		42. TR 123 43. TR 123 44. TR 123	050 406x 006
G		45. TR 123	000

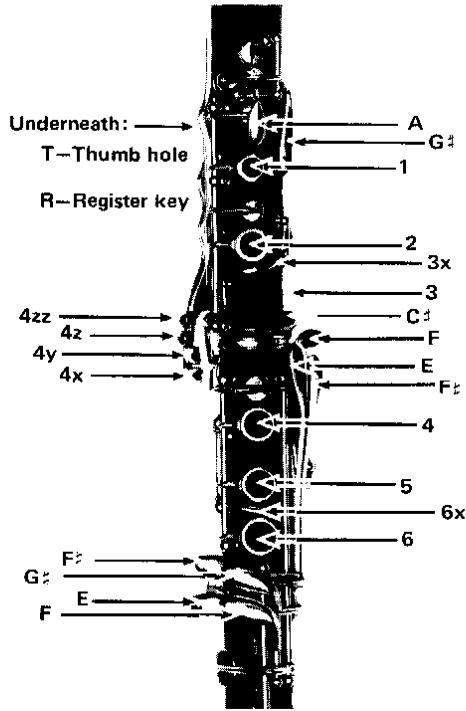
		Left Hand	Right Hand
G#		46. TR 123 G# 47. TR 120	000 450
A		48. TR 120	000
A#		49. TR 120 50. TR 123x 51. TR 100 52. TR 100 53. TR 103 54. TR 023 C# 55. *TR 103	4x00 000 400 050 006 000 000
B		56. TR 100	000
C		57. TR 000	000
C#		58. TR 023 59. TR 000 60. TR 100 61. 100	450 4xy00 4z00 000
D		62. TR 023 63. TR 000 64. TR G# 00	400 G# 4z00 (4x)00
D#		65. TR 023 66. TR 023 67. TR 023 68. TR A00	406x G# 006 G# 050 G# 000 G#
E		69. TR 023 70. TR G# 23 71. TR A00	000 G# 000 4200
F		72. TR 023 C# 73. TR 123 C# 74. TR G# 23 C#	000 G# 456 000
F#		75. TR 020 76. TR 120 77. TR 120	000 G# 456 G# 42200 G#
G		78. TR 020 79. TR 100 80. TR 100 81. TR 023 82. TR 023x 83. TR 020 84. TR 003 C#	450 G# 450 G# 400 G# 450 G# 000 G# 4x00 G# 000 G#
G#		80. TR 023 F# 81. TR 023 82. TR 023 83. TR 023 84. TR 003 85. TR 023 86. TR 020	406 050 F# 406x G# 400 F# 400 G# 006 F# 050 G#

*7 ring model only.

Clarinet Fingering Chart

		Left Hand	Right Hand			Left Hand	Right Hand		
A		87. 88. 89.	TR 023 TR 023 TR 023	000 F 000 F [‡] 4x00 F [‡]	B		93. 94. 95.	TR G [‡] 120 (F [‡]) TR G [‡] 120 C [‡] TR 020 F [‡]	450 (G [‡]) 450 G [‡] 450 G [‡]
A [‡]		90. 91. 92.	TR G [‡] 23 C [‡] TR 123 C [‡] TR 123	000 G [‡] or F [‡] 456 F or G [‡] 456 F	C		96. 97. 98. 99.	TR G [‡] 100 TR G [‡] 000 TR 103x TR A 100	400 F [‡] 400 G [‡] 406x G [‡] 4(5)0 G [‡]

Clarinet Trill Fingerings



A composite fingering is given for the notes in a trill. The trill is made with the fingers and/or keys circled. Only special trill fingerings are included. Trills which are executed with regular fingerings are not included.

Left Hand Right Hand

	Left Hand	Right Hand
A ² B ⁰	8. T 123	4 ⑤ 6 G ²
A ² B	9. T 123	40 ⑥x
B C ²	10. T 123 ③ 11. T 123 ④ 12. T 123 ⑤ 13. **T 123 C ²	050 406x 006 0⑤0
C D	14. T 12 ③ 15. T 123	000 ④x 00
C ² D	16. T 12 ③ C ² 17. T 12 ③ ④	000 000
C ² D ²	18. T 123 C ² 19. *T 1 ② 3 C ²	4x00 000
D E	20. T 1 ② 0 21. T 100 22. *T 10 ③	4x00 400 000
E F	23. T ① ② 0 24. T 123x	4x00 ④xy 00
E F	25. ① 100 26. T 100	000 ④xy 00
F G	27. T 000	④xy 00
F G	28. T ④ 00	000
F ² G	29. T ④ 00	4xy00

Left Hand Right Hand

	Left Hand	Right Hand
E F	1. T 123 ⑤ 2. T 123 F	456 F 456 ⑤
E F ²	3. T 123 ⑥ 4. T 123 E	456 E 456 ⑥
F G ²	5. T 123 ⑦ 6. T 123 F	456 F 456 ⑦
F ² G ²	7. T 123 F ²	456 ⑧

*7 ring model only.

**Model with articulated C#-G# key only

Clarinet Trill Fingerings

		Left Hand	Right Hand			Left Hand	Right Hand
G# A		30.	G# 00	(4z) 00	50. 51.	TR 12 (3) TR 123	000 (4x) 00
Ab Bb		31. 32.	G# 00 G# 00	(4z) 00 (4z) 00	52. 53. 54.	TR 12 (3) (C#) TR 123 C# TR 120	000 (4x) 00 (4) (5) 0
A Bb		33.	A00	(4z) 00	55. 56. 57. 58.	TR (1) 23 C# TR 123 C# TR 1 (2) 3 C# TR (1) 23	000 (4x) 00 000 450
A B		34.	A00	(4z) 00	59. 60.	TR 1 (2) 0 TR 100	4x00 (4) 00
A# B		35.	R A00	(4z) 00	61. 62.	TR (1) (2) 0 TR 123x	4x00 (4xy) 00
Bb C		36.	R A00	(4z) 00	63. 64. 65. 66.	TR (1) 100 TR 103 TR 100 TR 100	000 45 (6) (4xy) 00 (4x) 00
B C		37. 38.	TR 123 (E) TR 123 F	456 F 456 (E)	67.	TR 000	(4xy) 00
B C#		39. 40.	TR 123 (F#) TR 123 E	456 E 456 (F#)	68. 69.	TR (G) 00 TR 000	000 (4z) 00
C Db		41. 42.	TR 123 (F#) TR 123 F	456 E 456 (F#)	70. 71.	TR 023 TR (A) 23	(4) 50 450
C# D#		43.	TR 123 (F#)	456 (G#)	72. 73. 74. 75. 76.	TR 02 (3) TR 02 (3) TR 02 (3) **TR 023 G# **TR 023 C#	406x G# 050 G# 006 G# 0 (5) 0 G# 00 (6) G#
Eb F		44.	TR 123	4 (5) 6 G#	77. 78.	TR 023 (C#) TR 023	000 G# (4x) 00 G#
F Gb		45.	TR 123	40 (6x)	79. 80.	TR 02 (3) (C#) TR 023 C#	000 G# (4x) 00 G#
F# G#		46. 47. 48. 49.	TR 123 (C#) TR 123 (C#) TR 123 (C#) **TR 123 C#	050 006 406x 0 (5) 0	81.	TR 0 (2) 3 C#	000 G#

Clarinet Trill Fingerings

	Left Hand		Right Hand
F [♯] G		82.	TR 020
		83.	TR 1 ② 0
		84.	TR 123 C [♯]
		85.	TR 1 ② 0
F [♯] G [♯]		86.	TR 023
		87.	TR 020
		88.	TR 020
		89.	TR ① ② 0
G A ^b		90.	TR 023
		91.	TR 003 C [♯]
		92.	TR 020
G A		93.	TR 023
		94.	TR 020
		95.	TR ① 00
G [♯] A		96.	TR 023
		97.	TR 023 F [♯]
		98.	TR 023
		99.	TR 003
		100.	TR 023 F
101.	TR 020		

	Left Hand		Right Hand
A ^b B ^b		102.	TR ① ② ③
		103.	TR 023
A B ^b		104.	TR ① 23
		105.	TR ③ 23
A [♯] B		106.	TR ① G [♯] 23 C [♯]
		107.	TR 123 C [♯]
B ^b C		108.	TR 1 ② ③ ④
			4 ⑤ ⑥ ⑦
B C		109.	TR G [♯] 1 ② 0
			4 ⑤ 0 G [♯]